


Aeries Parent Portal

Data Confirmation Guide

Please follow the steps listed below to confirm your student's information for the upcoming school year. Parents are required to complete this process annually.



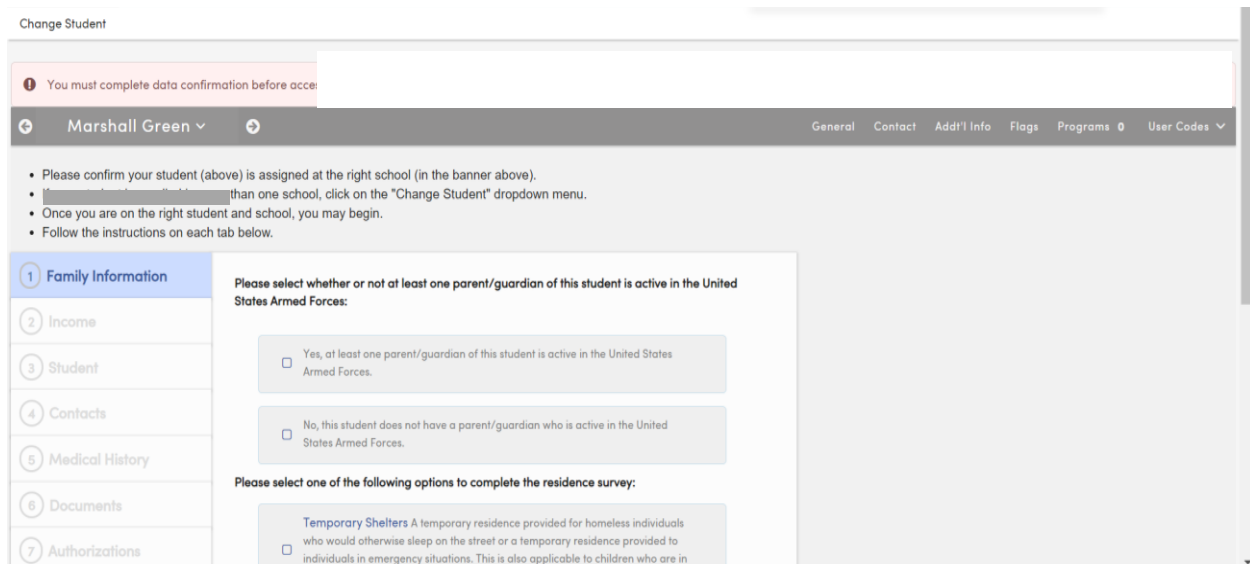
Step 1:

Please log into your Aeries Parent Portal Account. Go to <https://eastnicolausjuhsd.aeries.net/student/LoginParent.aspx>

If you need assistance logging into Aeries Parent Portal, please refer to our Aeries Parent Portal Guide, located on the website under Parents > Aeries Parent Portal Guide.

Step 2:

After logging into the system. You will be presented with the data confirmation screen. Students will not be able to access their schedules until parents have confirmed their information. Parents are to confirm the information we have in our system and/or make any revisions if necessary, similar to the annual emergency card.

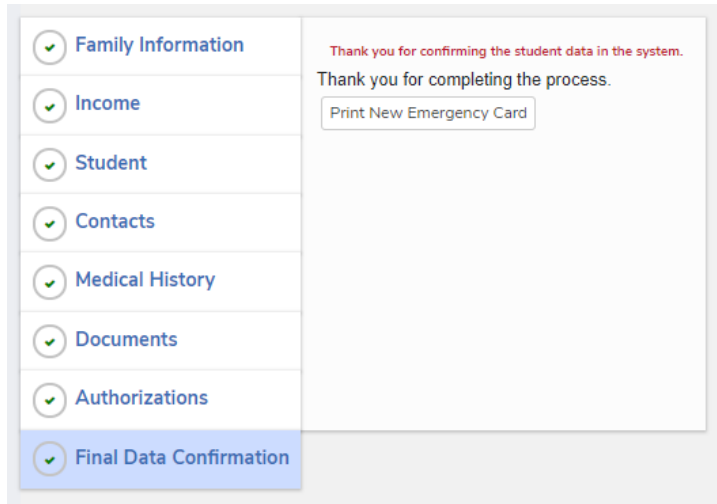
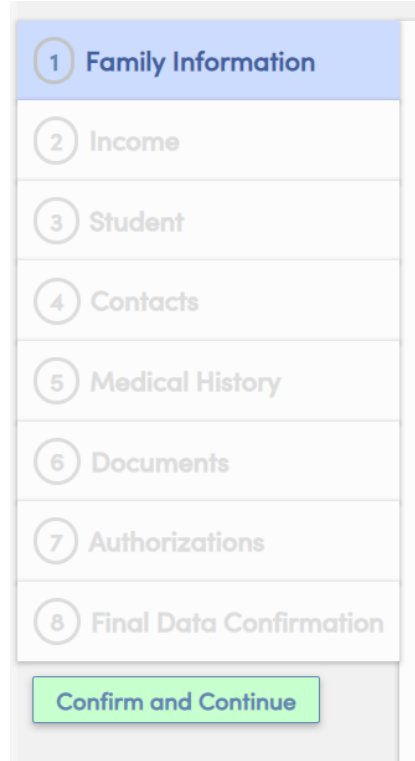


Step 3:

Parents will confirm the student’s information in the following section.

- Family Information
- Student
- Contacts
- Medical History
- Documents
- Authorizations
- Final Data Confirmation

Be sure to click the **CONFIRM AND CONTINUE** button once you complete every section or you will not be able to proceed.



Step 4:

If you confirmed each section correctly, you will be prompted with this image and the statement “ Thank you for completing the process”.

You DO NOT need to print the emergency card.

Thank you so much for your diligence in this matter and we are looking forward to the upcoming school year!

For further questions or concerns, please contact our office at 530-656-2255 or email at Spartan.Questions@eastnicolaus.k12.ca.us